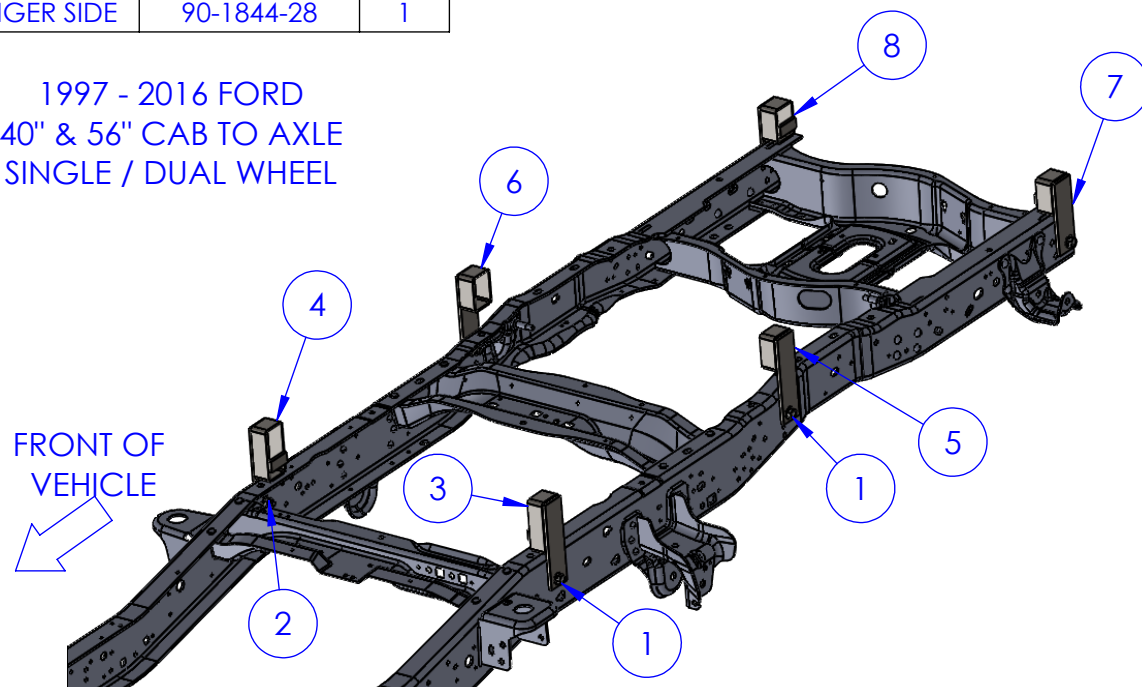
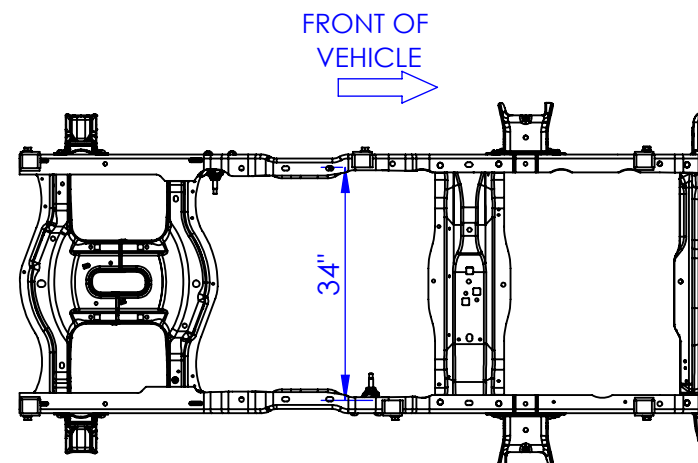


ITEM NO.	PART NUMBER	DESCRIPTION	DRAWING #	QTY.
1	BO-5/8x1-3/4 FLHCS	FLANGE HEAD BOLT 5/8x1-3/4"	STOCK	6
2	BO-5/8 HNN	LOCK NUT 5/8	STOCK	6
3	FP-FLL4-1 DS	DRIVER SIDE FLL-4 FRONT BRKT	90-1844-22	1
4	FP-FLL4-1 PS	PASSENGER SIDE FLL-4 FRONT BRKT	90-1844-22	1
5	FP-FLL4-2 DS	DRIVER SIDE FLL-4 CENTER BRKT	90-1844-24	1
6	FP-FLL4-2 PS	PASSENGER SIDE FLL-4 CENTER BRKT	90-1844-24	1
7	FP-FLL4-3 DS	REAR BRKT, FLL-4, WLDMT DRIVER SIDE	90-1844-28	1
8	FP-FLL4-3 PS	REAR BRKT, FLL-4, WLDMT PASSENGER SIDE	90-1844-28	1

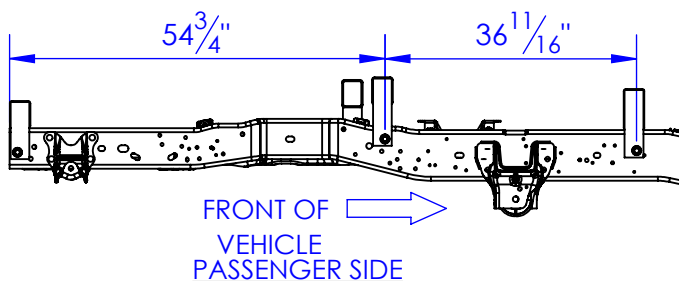
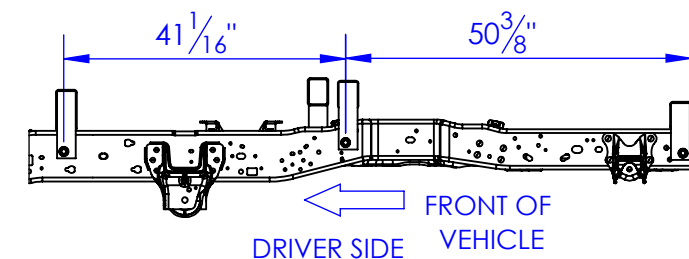
REV.	REVISIONS DESCRIPTION	DATE	APPROVED
A	REVISED FROM DWG # 10-1850 B	1/22/2013	
B	ADD FRAME ASSY	11/3/2016	

1997 - 2016 FORD  
40" & 56" CAB TO AXLE  
SINGLE / DUAL WHEEL



NOTE:

5/8" HOLES MUST BE DRILLED IN FRAME TO MOUNT FRONT AND CENTER LEVEL LOKS. REAR LEVEL LOKS WILL MOUNT IN EXISTING HOLES IN FRAME. IF NECESSARY, RE-DRILL THESE HOLES TO 5/8".



PROPRIETARY AND CONFIDENTIAL  
THE INFORMATION CONTAINED IN THIS DRAWING IS THE SOLE PROPERTY OF TRIPLE C INC. ANY REPRODUCTION IN PART OR AS A WHOLE WITHOUT THE WRITTEN PERMISSION OF TRIPLE C INC. IS PROHIBITED.

DIMENSIONS ARE IN INCHES  
TOLERANCES:  
FRACTIONAL  $\pm 1/16$   
ANGULAR: MACH  $\pm 1$  BEND  $\pm$   
TWO PLACE DECIMAL  $\pm 0.10$   
THREE PLACE DECIMAL  $\pm 0.005$

MATERIAL ---

DO NOT SCALE DRAWING

NAME	DATE
DRAWN <b>ETHAN</b>	4/19/2017
PART # <b>LL-FLL-4</b>	
ASM #	
COMMENTS:	

LEVEL LOK  
FORD TYPE 4

P.O. BOX 248,  
SABETHA, KS 66534



SIZE	DWG. NO.	REV.
A	90-1844 B	B
SCALE: 1:28	WEIGHT:	SHEET 1 OF 1